



DC inverter multi-head split system air conditioners



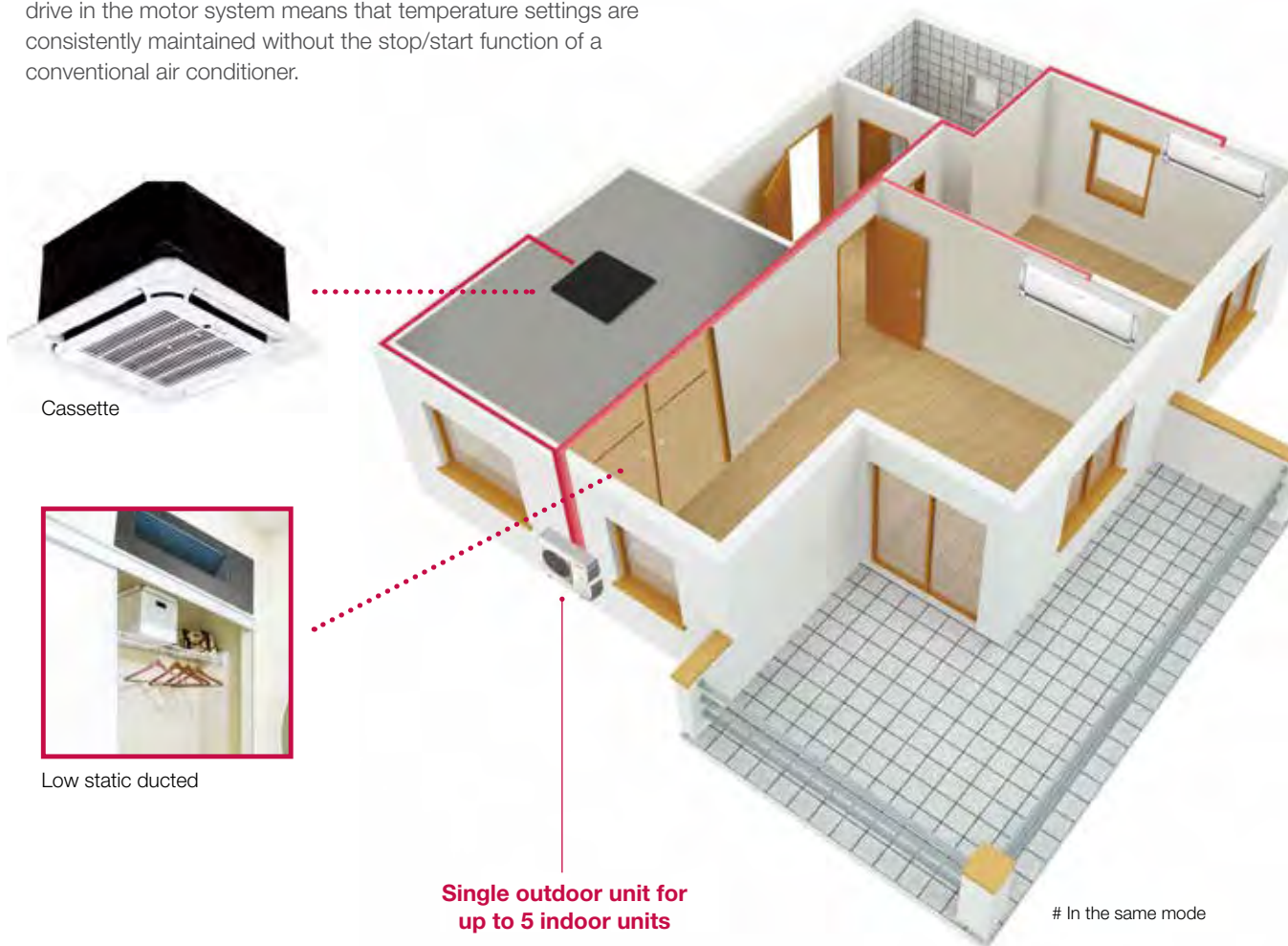
Lennox DC inverter multi-head split system air conditioners

The Lennox DC Inverter Multi-Head Split System Air Conditioner is a convenient, economic solution for when multiple indoor units are required to service different rooms in the home, for example, in a living room, home office and various bedrooms. Up to five indoor units can be connected to one outdoor unit.

The Lennox DC Inverter Multi-Head Split System includes Hi-Wall Splits, Cassettes and Low Static Ducted Splits which are ideal for new or retrofit installations in both single or double storey dwellings, including apartments.

The use of DC Inverter technology delivers superior and energy efficient temperature control. The inclusion of a variable speed drive in the motor system means that temperature settings are consistently maintained without the stop/start function of a conventional air conditioner.

Plus, with your Lennox DC Inverter Multi-Head Split System each indoor unit can be customised with individual temperature requirements[#], allowing you to minimise energy wastage and ultimately save money.




Features include;


- Slim line and unobtrusive outdoor unit
- Space saving option for new or retrofit installations
- Quiet operation, allowing you to enjoy the comforts of your home, undisturbed by unwanted noise
- Turbo option for faster cooling on hot summer days
- Each indoor unit is supplied with an easy to use remote control for customised room temperature settings.
- Low static ducted are supplied with wired controllers
- Fast and installer friendly installation
- Lennox peace of mind **5 year parts and labour warranty** for residential applications




**Max 2 indoor heads
LNMT54**



**2 to 4 indoor heads
LNMT78**



**2 to 5 indoor heads
LNMT105**



Enhanced Comfort Control

Improves comfort by adjusting the temperature set point to account for the difference between ceiling and floor temperatures.

Auto-restart Function

Restarts and resumes previous operating mode automatically if the power supply is interrupted during operation.

Even Air Distribution

Air distribution is improved by directing air horizontally during cooling and downwards in heating.

Sleep Mode

Automatically adjusts the temperature set point gradually to ensure comfortable conditions and energy savings.

Active Carbon Filter

Eliminates certain kinds of odours such as ammonia and deactivates harmful chemical gases like formaldehyde. It also traps small dust particles, smoke and pet fur preventing allergic reactions.

Anti-corrosion Condenser Fins

The outdoor coil is treated to improve fin corrosion resistance and heat transfer for longer life and improved performance.

Turbo Mode

Cooling and heating rates are increased to achieve the desired set temperature quicker.

Outdoor Unit Specifications

Model			LNMT54	LNMT78	LNMT105
Power supply		Ph-V-Hz	220~240-1-50	220~240-1-50	220~240-1-50
Max Number of Indoor Heads			2	4	5
Cooling	Capacity	kW	5.4	7.8	10.5
	Power input	W	1570	2330	3080
	Rated current	A	7.00	10.40	13.80
	AEER*	W/W	3.353	3.262	3.322
Heating	Capacity	kW	5.8	8.5	11.6
	Power input	W	1600	2350	3220
	Rated current	A	7.20	10.60	14.40
	ACOP*	W/W	3.521	3.516	3.510
Max. Power Input		W	3200	3700	6500
Max. current		A	14.5	17	27
Starting current		A	3.0	4.0	4.5
Compressor	Type		Twin-rotary	Twin-rotary	Twin-rotary
	Brand		GMCC	GMCC	mitsubishi
Outdoor air flow		L/s	305	610	750
Outdoor noise level		dB(A)	60	61	64
Outdoor unit	Dimension (W*D*H)	mm	845x320x700	900x315x860	990x345x965
	Packing (W*D*H)	mm	965x395x755	1043x395x915	1120x435x1100
	Net/Gross weight	kg	48/52	65/69	89/93
Refrigerant type	Type		R410A	R410A	R410A
	Pre-charged quantity / Length	kg/m	1.9/20	2.4/40	3.5/50
Design pressure		MPa	4.2/1.5	4.2/1.5	4.2/1.5
	Liquid side/ Gas side		2 x Φ 6.35/ Φ 9.52(1/4"/3/8")	4 x Φ 6.35/ Φ 9.52(1/4"/3/8")	5 x Φ 6.35/ Φ 9.52(1/4"/3/8")
	Max. length for all rooms		30	60	75
	Max. length for one indoor unit		20	30	30
	Max. height difference between indoor and outdoor unit	OU higher than IU	10	10	10
		OU lower than IU	15	15	15
	Max. height difference between indoor units		10	10	10
Operating Ambient Temperature	cooling	°C	-15~50	-15~50	-15~50
	heating	°C	-15~24	-15~24	-15~24

*AS/NZS 3823.2013

Note: - Interconnecting cables between indoor and outdoor needs to be shielded cables

Note: - Capacity, Power Input, Running Current and AEER/ACOP are when connected with indoor units below.

LNMT54 → LNMTE026*2

LNMT78 → LNMTE020*4

LNMT105 → LNMTE020*5



Indoor Unit Specifications



Model			LNMT E020	LNMT E026	LNMT E035	LNMT E052	LNMT E070
Power supply		Ph-V-Hz	220-240V~ 50Hz, 1Ph				
Cooling	Capacity	kW	2.0	2.6	3.5	5.2	7.0
	Input	W	24	24	24	60	72
	Rated current	A	0.11	0.11	0.11	0.27	0.33
Heating	Capacity	kW	2.3	2.9	3.8	5.5	7.5
	Input	W	24	24	24	60	72
	Rated current	A	0.11	0.11	0.11	0.27	0.33
Indoor air flow (Hi/Mid/Lo)		L/s	147/125/97	147/125/97	175/150/119	305/236/194	400/360/275
Indoor sound pressure level(Hi/Mid/Lo)		dB(A)	40/37/28	40/37/28	42/38/31	46/39/32	50/44/37
Indoor unit	Dimension (W*D*H)	mm	750x198x280	835x198x280	835x198x280	990x218x315	1186x258x340
	Packing (W*D*H)	mm	830x270x355	910x270x355	910x270x355	1065x300x400	1265x420x340
	Net/Gross weight	kg	8/10	9/11	9/11	12/14	17.5/22.5
	Liquid side/ Gas side	mm(inch)	Φ6.35/Φ9.52(1/4"/3/8")			Φ6.35/ Φ12.7(1/4"/1/2")	Φ9.52/ Φ16(3/8"/5/8")
Thermostat type			Remote Control RG52				
Room temperature	Cooling	°C	17~32	17~32	17~32	17~32	17~32
	Heating	°C	0~30	0~30	0~30	0~30	0~30
Operation temperature		°C	17~30	17~30	17~30	17~30	17~30

Cassette Specifications



Model			LNMTCASS20	LNMTCASS26	LNMTCASS35	LNMTCASS52
Power supply		V-ph-Hz	220~240-1-50	220~240-1-50	220~240-1-50	220~240-1-50
Cooling	Capacity	kW	2.0	2.6	3.5	5.2
	Input	W	40	40	50	120
	Current	A	0.18	0.18	0.23	1.0
Heating	Capacity	kW	2.3	2.9	3.8	5.5
	Input	W	40	40	50	120
	Current	A	0.18	0.18	0.23	1.0
Indoor air flow (Hi/Mid/Lo)		L/s	185 / 140 / 115	185 / 140 / 115	210 / 180 / 145	210 / 180 / 145
Indoor noise level (Hi/Mid/Lo)		dB(A)	43 / 39 / 36	43 / 39 / 36	48 / 43 / 41	48 / 43 / 41
Indoor unit	Dimension (WxDxH)(body)	mm	570x570x260	570x570x260	570x570x260	570x570x260
	Packing (WxDxH)(body)	mm	655x655x290	655x655x290	655x655x290	655x655x290
	Dimension (WxDxH)(panel)	mm	647x647x50	647x647x50	647x647x50	647x647x50
	Packing (WxDxH)(panel)	mm	715x715x123	715x715x123	715x715x123	715x715x123
	Net/Gross weight(body)	kg	16/19	16/19	16/19	18/21
	Net/Gross weight(panel)	kg	2.5/4.5	2.5/4.5	2.5/4.5	2.5/4.5
Drainage water pipe diameter		mm	ODΦ25	ODΦ25	ODΦ25	ODΦ25
Refrigerant piping	Liquid side/Gas side	mm	Φ6.35/Φ9.52(1/4"/3/8")	Φ6.35/Φ9.52(1/4"/3/8")	Φ6.35/Φ9.52(1/4"/3/8")	Φ6.35/Φ12.7(1/4"/1/2")
Controller		Standard	Remote-RG52			
Room temperature	Cooling	°C	17~32	17~32	17~32	17~32
	Heating	°C	0~30	0~30	0~30	0~30
Operation temperature		°C	17~30	17~30	17~30	17~30



Ducted Specifications



Model			LNMTDSS20	LNMTDSS26	LNMTDSS35	LNMTDSS52	LNMTDSS70
Power supply		V-ph-Hz	220~240-1-50	220~240-1-50	220~240-1-50	220~240-1-50	220~240-1-50
Cooling	Capacity	kW	2.0	2.6	3.5	5.2	7.0
	Input	W	30	40	50	80	100
	Current	A	0.13	0.18	0.23	0.37	0.46
Heating	Capacity	kW	2.3	2.9	3.8	5.5	7.3
	Input	W	30	40	50	80	100
	Current	A	0.13	0.18	0.23	0.37	0.46
Indoor air flow		L/s	166/150/125	166/150/125	200/166/150	222/165/140	222/165/140
Indoor external static pressure (Hi)		Pa	40	40	40	70	70
Indoor noise level (Hi/Mid/Lo)		dB(A)	37/34/32	37/34/32	41/37/34	42/38/34	42/38/34
Indoor unit	Dimension (W*D*H)	mm	700x635x210	700x635x210	700x635x210	920x635x210	920x635x270
	Packing (W*D*H)	mm	915x655x290	915x655x290	915x655x290	1135x655x290	1135x655x350
	Net/Gross weight	kg	18.1/22.8	18.1/22.8	18.1/22.8	23/29	28/31.5
Drainage water pipe diameter		mm	ODΦ25	ODΦ25	ODΦ25	ODΦ25	ODΦ25
Refrigerant piping	Liquid side / Gas side	mm	Φ6.35/Φ9.52(1/4"/3/8")			Φ6.35/ Φ12.7(1/4"/1/2")	Φ9.52/ Φ16(3/8"/5/8")
Controller		Standard	Wired-KJR-12B/DP(T)-E				
Room temperature	Cooling	°C	17~32	17~32	17~32	17~32	17~32
	Heating	°C	0~30	0~30	0~30	0~30	0~30
Operation temperature		°C	17~30	17~30	17~30	17~30	17~30

Cooling Performance Parameters

Cooling - LNMT54 (MAX 2 Indoor Heads)

Comb.	Combinations		Total (kW)	Rated Capacity (kW)		Total Cooling Capacity (kW)		
	Unit A (kW)	Unit B (kW)		Unit A (kW)	Unit B (kW)	min. (kW)	rated (kW)	max. (kW)
(1x1 HEAD)	2.0	—	2.0	2.85	—	1.71	2.85	3.45
	2.6	—	2.6	3.16	—	2.05	3.16	3.82
	3.5	—	3.5	3.68	—	2.39	3.68	4.45
	5.0	—	5.0	5.05	—	3.28	5.05	6.11
(1x2 HEADS)	2.0	2.0	4.0	2.43	2.43	3.01	4.86	5.59
	2.0	2.6	4.6	2.20	2.85	3.13	5.05	5.81
	2.0	3.5	5.5	2.06	3.30	3.32	5.36	6.16
	2.0	5.0	7.0	1.55	4.09	3.50	5.64	6.49
	2.6	2.6	5.2	2.60	2.60	3.22	5.20	5.98
	2.6	3.5	6.1	2.42	2.98	3.35	5.40	6.21
	2.6	5.0	7.6	2.76	3.39	3.81	6.15	6.77
	3.5	3.5	7.0	2.98	2.98	3.70	5.96	6.56



Heating Performance Parameters

Heating - LNMT54 (MAX 2 Indoor Heads)

Comb.	Combinations		Total (kW)	Rated Capacity (kW)		Total Cooling Capacity (kW)		
	Unit A (kW)	Unit B (kW)		Unit A (kW)	Unit B (kW)	min. (kW)	rated (kW)	max. (kW)
(1x1 HEAD)	2.0	—	2.0	2.96	—	2.07	2.96	3.58
	2.6	—	2.6	3.28	—	2.30	3.28	3.97
	3.5	—	3.5	3.75	—	2.44	3.75	4.54
	5.0	—	5.0	5.22	—	3.24	5.22	6.32
(1x2 HEADS)	2.0	2.0	4.0	2.49	2.49	2.99	4.98	5.73
	2.0	2.6	4.6	2.28	2.97	3.15	5.25	6.04
	2.0	3.5	5.5	2.09	3.35	3.26	5.44	6.26
	2.0	5.0	7.0	1.62	4.31	3.56	5.93	6.82
	2.6	2.6	5.2	2.69	2.69	3.23	5.38	6.19
	2.6	3.5	6.1	2.54	3.12	3.40	5.66	6.51
	2.6	5.0	7.6	2.80	3.44	3.74	6.24	6.86
	3.5	3.5	7.0	3.04	3.04	3.65	6.08	6.69

Cooling Performance Parameters

Cooling - LNMT78 (MAX 4 Indoor Heads)

Comb	Combinations				Total (kW)	Rated Capacity (kW)				Total Cooling Capacity (kW)		
	Unit A (kW)	Unit B (kW)	Unit C (kW)	Unit D (kW)		Unit A (kW)	Unit B (kW)	Unit C (kW)	Unit D (kW)	min. (kW)	rated (kW)	max. (kW)
(1x1 HEAD)	2.0kW	—	—	—	2.0	2.85	—	—	—	1.71	2.85	3.65
	2.6kW	—	—	—	2.6	3.16	—	—	—	2.05	3.16	4.04
	3.5kW	—	—	—	3.5	3.68	—	—	—	2.39	3.68	4.71
	5.0kW	—	—	—	5.0	5.05	—	—	—	3.13	5.05	6.46
	7.0kW	—	—	—	7.0	7.08	—	—	—	4.39	7.08	9.06
(1x2 HEADS)	2.0kW	2.0kW	—	—	4.0	2.43	2.43	—	—	3.01	4.86	5.59
	2.0kW	2.6kW	—	—	4.6	2.28	2.97	—	—	3.26	5.25	6.04
	2.0kW	3.5kW	—	—	5.5	2.22	3.54	—	—	3.57	5.76	6.62
	2.0kW	5.0kW	—	—	7.0	1.87	4.67	—	—	4.05	6.54	7.52
	2.0kW	7.0kW	—	—	9.0	1.66	5.80	—	—	4.63	7.46	8.58
	2.6kW	2.6kW	—	—	5.2	2.73	2.73	—	—	2.29	5.45	6.65
	2.6kW	3.5kW	—	—	6.1	2.80	3.44	—	—	2.62	6.24	7.61
	2.6kW	5.0kW	—	—	7.6	2.31	4.44	—	—	2.84	6.75	8.24
	2.6kW	7.0kW	—	—	9.6	2.13	5.75	—	—	4.89	7.88	9.06
	3.5kW	3.5kW	—	—	7.0	3.36	3.36	—	—	2.82	6.72	8.20
	3.5kW	5.0kW	—	—	8.5	2.74	4.54	—	—	3.06	7.28	8.88
	3.5kW	7.0kW	—	—	10.5	2.72	5.43	—	—	5.05	8.15	9.37
	5.0kW	5.0kW	—	—	10.0	4.05	4.05	—	—	3.40	8.09	9.87
(1x3 HEADS)	2.0kW	2.0kW	2.0kW	—	6.0	2.20	2.20	2.20	—	2.77	6.60	8.05
	2.0kW	2.0kW	2.6kW	—	6.6	2.04	2.04	2.65	—	2.82	6.72	8.20
	2.0kW	2.0kW	3.5kW	—	7.5	1.93	1.93	3.38	—	3.05	7.25	8.85
	2.0kW	2.0kW	5.0kW	—	9.0	1.82	1.82	4.54	—	3.44	8.18	9.98
	2.0kW	2.0kW	7.0kW	—	11.0	1.61	1.61	5.63	—	3.71	8.84	10.78
	2.0kW	2.6kW	2.6kW	—	7.2	2.01	2.62	2.62	—	3.05	7.25	8.85
	2.0kW	2.6kW	3.5kW	—	8.1	2.05	2.66	3.27	—	3.35	7.98	9.74
	2.0kW	2.6kW	5.0kW	—	9.6	1.78	2.32	4.46	—	3.60	8.56	10.44
	2.0kW	3.5kW	3.5kW	—	9.0	1.85	3.24	3.24	—	3.50	8.34	10.17
	2.0kW	3.5kW	5.0kW	—	10.5	1.65	2.88	4.12	—	3.63	8.65	10.55
	2.6kW	2.6kW	2.6kW	—	7.8	2.60	2.60	2.60	—	3.28	7.80	9.52
	2.6kW	2.6kW	3.5kW	—	8.7	2.47	2.47	3.32	—	3.47	8.26	10.08
	2.6kW	2.6kW	5.0kW	—	10.2	2.19	2.19	4.22	—	3.61	8.60	10.49
	2.6kW	3.5kW	3.5kW	—	9.6	2.29	3.08	3.08	—	3.54	8.44	10.30
	3.5kW	3.5kW	3.5kW	—	10.5	2.85	2.85	2.85	—	3.59	8.55	10.43
(1x4 HEADS)	2.0kW	2.0kW	2.0kW	2.0kW	8.0	1.90	1.90	1.90	1.90	2.45	7.60	9.27
	2.0kW	2.0kW	2.0kW	2.6kW	8.6	1.83	1.83	1.83	2.38	3.22	7.86	9.59
	2.0kW	2.0kW	2.0kW	3.5kW	9.5	1.77	1.77	1.77	2.83	3.34	8.15	9.94
	2.0kW	2.0kW	2.0kW	5.0kW	11.0	1.59	1.59	1.59	4.20	3.67	8.96	10.93
	2.0kW	2.0kW	2.6kW	2.6kW	9.2	1.75	1.75	2.28	2.28	3.31	8.07	9.85
	2.0kW	2.0kW	2.6kW	3.5kW	10.1	1.73	1.73	2.24	2.76	3.47	8.46	10.32
	2.0kW	2.0kW	3.5kW	3.5kW	11	1.67	1.67	2.66	2.66	3.55	8.66	10.57
	2.0kW	2.6kW	2.6kW	2.6kW	9.8	1.68	2.19	2.19	2.19	3.38	8.25	10.07
	2.0kW	2.6kW	2.6kW	3.5kW	10.7	1.70	2.21	2.21	2.71	3.62	8.82	10.76
	2.0kW	2.6kW	3.5kW	3.5kW	11.6	1.63	2.12	2.61	2.61	3.68	8.98	10.96
	2.6kW	2.6kW	2.6kW	2.6kW	10.4	2.13	2.13	2.13	2.13	3.49	8.52	10.39
	2.6kW	2.6kW	2.6kW	3.5kW	11.3	2.09	2.09	2.09	2.58	3.63	8.86	10.81



Heating Performance Parameters

Heating - LNMT78 (MAX 4 Indoor Heads)

Comb	Combinations				Total (kW)	Rated Capacity (kW)				Total Cooling Capacity (kW)		
	Unit A (kW)	Unit B (kW)	Unit C (kW)	Unit D (kW)		Unit A (kW)	Unit B (kW)	Unit C (kW)	Unit D (kW)	min. (kW)	rated (kW)	max. (kW)
(1x1 HEAD)	2.0kW	—	—	—	2.0	2.96	—	—	—	1.78	2.96	3.79
	2.6kW	—	—	—	2.6	3.28	—	—	—	2.13	3.28	4.20
	3.5kW	—	—	—	3.5	3.75	—	—	—	2.44	3.75	4.80
	5.0kW	—	—	—	5.0	5.22	—	—	—	3.24	5.22	6.68
	7.0kW	—	—	—	7.0	6.55	—	—	—	4.06	6.55	8.38
(1x2 HEADS)	2.0kW	2.0kW	—	—	4.0	2.56	2.56	—	—	3.17	5.12	5.89
	2.0kW	2.6kW	—	—	4.6	2.37	3.08	—	—	3.38	5.45	6.27
	2.0kW	3.5kW	—	—	5.5	2.21	3.53	—	—	3.56	5.74	6.60
	2.0kW	5.0kW	—	—	7.0	1.95	4.88	—	—	4.23	6.83	7.85
	2.0kW	7.0kW	—	—	9.0	1.84	6.42	—	—	5.12	8.26	9.50
	2.6kW	2.6kW	—	—	5.2	2.79	2.79	—	—	2.34	5.58	6.81
	2.6kW	3.5kW	—	—	6.1	2.63	3.23	—	—	2.46	5.86	7.15
	2.6kW	5.0kW	—	—	7.6	2.51	4.83	—	—	3.08	7.34	8.95
	2.6kW	7.0kW	—	—	9.6	2.25	6.07	—	—	5.16	8.32	9.57
	3.5kW	3.5kW	—	—	7.0	3.36	3.36	—	—	2.82	6.72	8.20
	3.5kW	5.0kW	—	—	8.5	3.12	5.16	—	—	3.48	8.28	10.10
	3.5kW	7.0kW	—	—	10.5	2.88	5.77	—	—	5.36	8.65	9.95
	5.0kW	5.0kW	—	—	10.0	4.05	4.05	—	—	3.40	8.09	9.87
(1x3 HEADS)	2.0kW	2.0kW	2.0kW	—	6.0	2.27	2.27	2.27	—	2.86	6.80	8.30
	2.0kW	2.0kW	2.6kW	—	6.6	2.10	2.10	2.73	—	2.91	6.92	8.44
	2.0kW	2.0kW	3.5kW	—	7.5	2.07	2.07	3.31	—	3.13	7.45	9.09
	2.0kW	2.0kW	5.0kW	—	9.0	1.80	1.80	4.78	—	3.52	8.38	10.22
	2.0kW	2.0kW	7.0kW	—	11.0	1.84	1.84	4.87	—	3.59	8.54	10.42
	2.0kW	2.6kW	2.6kW	—	7.2	2.07	2.69	2.69	—	3.13	7.45	9.09
	2.0kW	2.6kW	3.5kW	—	8.1	2.10	2.73	3.36	—	3.44	8.18	9.98
	2.0kW	2.6kW	5.0kW	—	9.6	1.78	2.32	4.46	—	3.60	8.56	10.44
	2.0kW	3.5kW	3.5kW	—	9.0	1.90	3.32	3.32	—	3.59	8.54	10.42
	2.0kW	3.5kW	5.0kW	—	10.5	1.65	2.88	4.12	—	3.63	8.65	10.55
	2.6kW	2.6kW	2.6kW	—	7.8	2.69	2.69	2.69	—	3.39	8.06	9.83
	2.6kW	2.6kW	3.5kW	—	8.7	2.47	2.47	3.32	—	3.47	8.26	10.08
	2.6kW	2.6kW	5.0kW	—	10.2	2.19	2.19	4.22	—	3.61	8.60	10.49
	2.6kW	3.5kW	3.5kW	—	9.6	2.34	3.15	3.15	—	3.63	8.64	10.54
	3.5kW	3.5kW	3.5kW	—	10.5	2.95	2.95	2.95	—	3.72	8.85	10.80
(1x4 HEADS)	2.0kW	2.0kW	2.0kW	2.0kW	8.0	1.95	1.95	1.95	1.95	2.45	7.80	9.52
	2.0kW	2.0kW	2.0kW	2.6kW	8.6	1.83	1.83	1.83	2.38	3.22	7.86	9.59
	2.0kW	2.0kW	2.0kW	3.5kW	9.5	1.79	1.79	1.79	2.87	3.38	8.25	10.07
	2.0kW	2.0kW	2.0kW	5.0kW	11.0	1.53	1.53	1.53	4.06	3.55	8.66	10.57
	2.0kW	2.0kW	2.6kW	2.6kW	9.2	1.80	1.80	2.34	2.34	3.39	8.27	10.09
	2.0kW	2.0kW	2.6kW	3.5kW	10.1	1.75	1.75	2.27	2.80	3.51	8.56	10.44
	2.0kW	2.0kW	3.5kW	3.5kW	11	1.70	1.70	2.73	2.73	3.63	8.86	10.81
	2.0kW	2.6kW	2.6kW	2.6kW	9.8	1.70	2.22	2.22	2.22	3.42	8.35	10.19
	2.0kW	2.6kW	2.6kW	3.5kW	10.7	1.72	2.23	2.23	2.74	3.66	8.92	10.88
	2.0kW	2.6kW	3.5kW	3.5kW	11.6	1.64	2.14	2.63	2.63	3.71	9.04	11.03
	2.6kW	2.6kW	2.6kW	2.6kW	10.4	2.16	2.16	2.16	2.16	3.53	8.62	10.52
	2.6kW	2.6kW	2.6kW	3.5kW	11.3	2.12	2.12	2.12	2.61	3.67	8.96	10.93

Cooling Performance Parameters

Cooling - LNMT105 (MAX 5 Indoor Heads)

Comb	Combinations					Total (kW)	Rating Capacity (kW) (Nom. Cooling)					Total Cooling Capacity (kW)		
	Unit A (kW)	Unit B (kW)	Unit C (kW)	Unit D (kW)	Unit E (kW)		Unit A (kW)	Unit B (kW)	Unit C (kW)	Unit D (kW)	Unit E (kW)	min. (kW)	rated (kW)	max. (kW)
(1x1 HEAD)	2.0kW	—	—	—	—	2.0	2.85	—	—	—	—	1.71	2.85	3.71
	2.6kW	—	—	—	—	2.6	3.16	—	—	—	—	1.90	3.16	3.79
	3.5kW	—	—	—	—	3.5	3.68	—	—	—	—	2.21	3.68	4.42
	5.0kW	—	—	—	—	5.0	5.05	—	—	—	—	3.03	5.05	5.81
	7.0kW	—	—	—	—	7.0	7.08	—	—	—	—	4.25	7.08	8.14
(1x2 HEADS)	2.0kW	2.0kW	—	—	—	4.0	2.20	2.20	—	—	—	2.64	4.40	5.06
	2.0kW	2.6kW	—	—	—	4.6	2.42	2.64	—	—	—	3.04	5.06	5.82
	2.0kW	3.5kW	—	—	—	5.5	2.30	3.75	—	—	—	3.63	6.05	6.96
	2.0kW	5.0kW	—	—	—	7	2.20	5.50	—	—	—	3.85	7.70	8.86
	2.0kW	7.0kW	—	—	—	9.0	6.83	1.90	—	—	—	4.37	8.73	9.17
	2.6kW	2.6kW	—	—	—	5.2	2.86	2.86	—	—	—	3.43	5.72	6.58
	2.6kW	3.5kW	—	—	—	6.1	2.90	3.81	—	—	—	3.36	6.71	7.72
	2.6kW	5.0kW	—	—	—	7.6	2.90	5.08	—	—	—	3.99	7.98	9.18
	2.6kW	7.0kW	—	—	—	9.6	6.81	2.50	—	—	—	4.66	9.31	9.78
	3.5kW	3.5kW	—	—	—	7	3.64	3.64	—	—	—	3.64	7.28	8.37
	3.5kW	5.0kW	—	—	—	8.5	3.40	4.93	—	—	—	4.17	8.33	9.58
	3.5kW	7.0kW	—	—	—	10.5	6.79	3.40	—	—	—	5.09	10.19	10.69
	5.0kW	5.0kW	—	—	—	10	4.85	4.85	—	—	—	4.85	9.70	10.19
	5.0kW	7.0kW	—	—	—	12	6.24	4.20	—	—	—	5.22	10.44	10.96
7.0kW	7.0kW	—	—	—	14	5.95	5.95	—	—	—	5.95	11.90	12.02	
(1x3 HEADS)	2.0kW	2.0kW	2.0kW	—	—	6.0	2.20	2.20	2.20	—	—	3.30	6.60	7.26
	2.0kW	2.0kW	2.6kW	—	—	6.6	2.20	2.20	2.86	—	—	3.63	7.26	7.99
	2.0kW	2.0kW	3.5kW	—	—	7.5	2.10	2.10	3.68	—	—	3.94	7.88	8.66
	2.0kW	2.0kW	5.0kW	—	—	9	2.10	2.10	5.25	—	—	4.73	9.45	9.92
	2.0kW	2.0kW	7.0kW	—	—	11	5.55	1.90	1.90	—	—	4.68	9.35	9.82
	2.0kW	2.6kW	2.6kW	—	—	7.2	2.20	2.86	2.86	—	—	3.96	7.92	8.71
	2.0kW	2.6kW	3.5kW	—	—	8.1	2.10	2.70	3.71	—	—	4.25	8.51	9.36
	2.0kW	2.6kW	5.0kW	—	—	9.6	2.10	2.65	4.66	—	—	4.70	9.41	9.88
	2.0kW	2.6kW	7.0kW	—	—	11.6	5.66	1.80	2.40	—	—	4.93	9.86	10.35
	2.0kW	3.5kW	3.5kW	—	—	9	2.08	3.55	3.55	—	—	4.59	9.18	9.64
	2.0kW	3.5kW	5.0kW	—	—	10.5	2.10	3.60	4.59	—	—	5.15	10.29	10.80
	2.0kW	3.5kW	7.0kW	—	—	12.5	5.63	1.80	3.20	—	—	5.31	10.63	11.16
	2.0kW	5.0kW	5.0kW	—	—	12	1.80	4.50	4.50	—	—	5.40	10.80	11.34
	2.0kW	5.0kW	7.0kW	—	—	14	5.30	1.80	4.10	—	—	5.60	11.20	11.42
	2.6kW	2.6kW	2.6kW	—	—	7.8	2.86	2.86	2.86	—	—	4.29	8.58	9.44
	2.6kW	2.6kW	3.5kW	—	—	8.7	2.76	2.76	3.62	—	—	4.57	9.14	10.05
	2.6kW	2.6kW	5.0kW	—	—	10.2	2.40	2.40	4.38	—	—	4.59	9.18	10.10
	2.6kW	2.6kW	7.0kW	—	—	12.2	5.45	2.40	2.40	—	—	5.12	10.25	10.76
	2.6kW	3.5kW	3.5kW	—	—	9.6	2.63	3.63	3.63	—	—	4.94	9.89	10.88
	2.6kW	3.5kW	5.0kW	—	—	11.1	2.40	3.30	4.62	—	—	5.16	10.32	10.84
	2.6kW	3.5kW	7.0kW	—	—	13.1	5.13	2.30	3.05	—	—	5.24	10.48	11.00
2.6kW	5.0kW	5.0kW	—	—	12.6	2.31	4.20	4.20	—	—	5.36	10.71	11.25	
3.5kW	3.5kW	3.5kW	—	—	10.5	3.36	3.36	3.36	—	—	5.04	10.08	10.58	
3.5kW	3.5kW	5.0kW	—	—	12	3.20	3.20	4.04	—	—	5.22	10.44	10.96	
3.5kW	3.5kW	7.0kW	—	—	14	4.12	3.60	3.20	—	—	5.46	10.92	12.01	
3.5kW	5.0kW	5.0kW	—	—	13.5	2.90	3.95	3.95	—	—	5.40	10.80	11.34	



Comb	Combinations					Total (kW)	Rating Capacity (kW) (Nom. Cooling)					Total Cooling Capacity (kW)		
	Unit A (kW)	Unit B (kW)	Unit C (kW)	Unit D (kW)	Unit E (kW)		Unit A (kW)	Unit B (kW)	Unit C (kW)	Unit D (kW)	Unit E (kW)	min. (kW)	rated (kW)	max. (kW)
(1x4 HEADS)	2.2	2.0kW	2.0kW	2.0kW	—	8.0	2.20	2.20	2.20	2.20	—	4.40	8.80	9.68
	2.0kW	2.0kW	2.0kW	2.6kW	—	8.6	2.10	2.10	2.10	2.73	—	4.52	9.03	9.93
	2.0kW	2.0kW	2.0kW	3.5kW	—	9.5	2.10	2.10	2.10	3.68	—	4.99	9.98	10.97
	2.0kW	2.0kW	2.0kW	5.0kW	—	11.0	2.05	2.05	2.05	4.30	—	5.23	10.45	11.50
	2.0kW	2.0kW	2.0kW	7.0kW	—	13	5.80	1.75	1.75	1.75	—	5.53	11.05	11.27
	2.0kW	2.0kW	2.6kW	2.6kW	—	9.2	2.10	2.10	2.73	2.73	—	4.83	9.66	10.63
	2.0kW	2.0kW	2.6kW	3.5kW	—	10.1	2.05	2.05	2.70	3.60	—	5.20	10.40	11.44
	2.0kW	2.0kW	2.6kW	5.0kW	—	11.6	1.90	1.90	2.50	4.37	—	5.34	10.67	11.74
	2.0kW	2.0kW	2.6kW	7.0kW	—	13.6	5.86	1.75	1.75	2.20	—	5.78	11.56	11.79
	2.0kW	2.0kW	3.5kW	3.5kW	—	11	1.90	1.90	3.32	3.33	—	5.23	10.45	11.50
	2.0kW	2.0kW	3.5kW	5.0kW	—	12.5	1.80	1.80	3.20	4.45	—	5.63	11.25	12.38
	2.0kW	2.0kW	5.0kW	5.0kW	—	14.0	1.85	1.85	4.10	4.10	—	5.95	11.90	12.14
	2.0kW	2.6kW	2.6kW	2.6kW	—	9.8	2.13	2.72	2.72	2.72	—	5.15	10.29	10.50
	2.0kW	2.6kW	2.6kW	3.5kW	—	10.7	1.95	2.55	2.55	3.44	—	5.24	10.49	10.70
	2.0kW	2.6kW	2.6kW	5.0kW	—	12.2	1.90	2.50	2.50	4.08	—	5.49	10.98	11.20
	2.0kW	2.6kW	3.5kW	3.5kW	—	11.6	1.90	2.45	3.22	3.22	—	5.39	10.79	11.00
	2.0kW	2.6kW	3.5kW	5.0kW	—	13.1	1.80	2.30	2.90	4.14	—	5.57	11.14	11.36
	2.0kW	2.6kW	5.0kW	5.0kW	—	14.6	1.60	2.20	3.94	3.94	—	5.84	11.68	11.91
	2.0kW	3.5kW	3.5kW	3.5kW	—	12.5	1.83	3.14	3.14	3.14	—	5.63	11.25	11.48
	2.0kW	3.5kW	3.5kW	5.0kW	—	14	1.80	3.10	3.10	3.90	—	5.95	11.90	12.14
2.6kW	2.6kW	2.6kW	2.6kW	—	10.4	2.58	2.57	2.57	2.58	—	5.15	10.30	10.50	
2.6kW	2.6kW	2.6kW	3.5kW	—	11.3	2.52	2.52	2.52	3.40	—	5.48	10.96	11.18	
2.6kW	2.6kW	2.6kW	5.0kW	—	12.8	2.40	2.40	2.40	4.06	—	5.63	11.26	11.49	
2.6kW	2.6kW	3.5kW	3.5kW	—	12.2	2.30	2.30	3.07	3.07	—	5.37	10.74	10.95	
2.6kW	2.6kW	3.5kW	5.0kW	—	13.7	2.30	2.30	3.10	3.95	—	5.82	11.65	11.88	
2.6kW	3.5kW	3.5kW	3.5kW	—	13.1	2.32	2.94	2.94	2.94	—	5.57	11.14	11.36	
3.5kW	3.5kW	3.5kW	3.5kW	—	14	2.80	2.80	2.80	2.80	—	5.60	11.20	11.42	
(1x5 HEADS)	2.0kW	2.0kW	2.0kW	2.0kW	2.0kW	10.0	2.02	2.02	2.02	2.02	2.02	5.25	10.50	11.03
	2.0kW	2.0kW	2.0kW	2.0kW	2.6kW	10.6	1.91	1.91	1.91	1.91	2.48	5.57	11.13	11.69
	2.0kW	2.0kW	2.0kW	2.0kW	3.5kW	11.5	1.95	1.95	1.95	1.95	3.47	5.64	11.27	11.83
	2.0kW	2.0kW	2.0kW	2.0kW	5.0kW	13.0	1.74	1.74	1.74	1.74	4.76	5.85	11.70	12.29
	2.0kW	2.0kW	2.0kW	2.6kW	2.6kW	11.2	1.90	1.90	1.90	2.58	2.58	5.43	10.86	11.41
	2.0kW	2.0kW	2.0kW	2.6kW	3.5kW	12.1	1.90	1.90	1.90	2.50	3.30	5.75	11.50	12.07
	2.0kW	2.0kW	2.0kW	2.6kW	5.0kW	13.6	1.79	1.79	1.79	2.33	4.26	5.98	11.97	12.57
	2.0kW	2.0kW	2.0kW	3.5kW	3.5kW	13	1.70	1.70	1.70	3.17	3.17	5.72	11.44	12.01
	2.0kW	2.0kW	2.6kW	2.6kW	2.6kW	11.8	1.90	1.90	2.47	2.47	2.47	5.61	11.21	11.77
	2.0kW	2.0kW	2.6kW	2.6kW	3.5kW	12.7	1.80	1.80	2.40	2.40	3.03	5.72	11.43	12.00
	2.0kW	2.0kW	2.6kW	3.5kW	3.5kW	13.6	1.70	1.70	2.30	2.93	2.93	5.78	11.56	12.14
	2.0kW	2.0kW	3.5kW	3.5kW	3.5kW	14.5	1.66	1.66	2.76	2.76	2.76	5.80	11.60	12.18
	2.0kW	2.6kW	2.6kW	2.6kW	2.6kW	12.4	1.80	2.34	2.34	2.34	2.34	5.58	11.16	11.72
	2.0kW	2.6kW	2.6kW	2.6kW	3.5kW	13.2	1.80	2.34	2.34	2.34	3.06	5.94	11.88	12.47
	2.0kW	2.6kW	2.6kW	3.5kW	3.5kW	14.2	1.71	2.20	2.20	2.98	2.98	6.04	12.07	12.67
	2.0kW	2.6kW	3.5kW	3.5kW	3.5kW	15.1	1.70	2.10	2.76	2.76	2.76	6.04	12.08	12.68
	2.6kW	2.6kW	2.6kW	2.6kW	2.6kW	13.0	2.34	2.34	2.34	2.34	2.34	5.85	11.70	12.29
2.6kW	2.6kW	2.6kW	2.6kW	3.5kW	13.6	2.20	2.20	2.20	2.20	2.90	5.85	11.70	12.28	
2.6kW	2.6kW	2.6kW	3.5kW	3.5kW	14.2	2.11	2.11	2.11	2.87	2.87	6.04	12.07	12.67	

Heating Performance Parameters

Heating - LNMT105 (MAX 5 Indoor Heads)

Comb	Combinations					Total (kW)	Rating Capacity (kW) (Nom. Cooling)					Total Cooling Capacity (kW)		
	Unit A (kW)	Unit B (kW)	Unit C (kW)	Unit D (kW)	Unit E (kW)		Unit A (kW)	Unit B (kW)	Unit C (kW)	Unit D (kW)	Unit E (kW)	min. (kW)	rated (kW)	max. (kW)
(1x1 HEAD)	2.0kW	—	—	—	—	2.0	2.96	—	—	—	—	1.78	2.96	3.55
	2.6kW	—	—	—	—	2.6	3.28	—	—	—	—	1.97	3.28	3.94
	3.5kW	—	—	—	—	3.5	3.75	—	—	—	—	2.25	3.75	4.50
	5.0kW	—	—	—	—	5.0	5.22	—	—	—	—	3.13	5.22	6.00
	7.0kW	—	—	—	—	7.0	6.55	—	—	—	—	3.93	6.55	7.53
(1x2 HEADS)	2.0kW	2.0kW	—	—	—	4.0	2.60	2.60	—	—	—	3.12	5.20	5.98
	2.0kW	2.6kW	—	—	—	4.6	2.30	3.22	—	—	—	3.31	5.52	6.35
	2.0kW	3.5kW	—	—	—	5.5	2.40	4.20	—	—	—	3.96	6.60	7.59
	2.0kW	5.0kW	—	—	—	7	2.40	5.30	—	—	—	3.85	7.70	8.86
	2.0kW	7.0kW	—	—	—	9.0	7.08	2.10	—	—	—	4.59	9.18	9.64
	2.6kW	2.6kW	—	—	—	5.2	3.12	3.12	—	—	—	3.74	6.24	7.18
	2.6kW	3.5kW	—	—	—	6.1	3.20	4.12	—	—	—	3.66	7.32	8.42
	2.6kW	5.0kW	—	—	—	7.6	3.05	5.31	—	—	—	4.18	8.36	9.61
	2.6kW	7.0kW	—	—	—	9.6	7.09	2.70	—	—	—	4.90	9.79	10.28
	3.5kW	3.5kW	—	—	—	7	4.20	4.20	—	—	—	4.20	8.40	9.66
	3.5kW	5.0kW	—	—	—	8.5	3.80	5.13	—	—	—	4.46	8.93	10.26
	3.5kW	7.0kW	—	—	—	10.5	7.12	3.70	—	—	—	5.41	10.82	11.36
	5.0kW	5.0kW	—	—	—	10	5.05	5.05	—	—	—	5.05	10.10	10.61
	5.0kW	7.0kW	—	—	—	12	6.50	4.90	—	—	—	5.70	11.40	11.97
7.0kW	7.0kW	—	—	—	14	6.16	6.16	—	—	—	6.16	12.32	12.44	
(1x3 HEADS)	2.0kW	2.0kW	2.0kW	—	—	6.0	2.40	2.40	2.40	—	—	3.60	7.20	7.92
	2.0kW	2.0kW	2.6kW	—	—	6.6	2.40	2.40	3.12	—	—	3.96	7.92	8.71
	2.0kW	2.0kW	3.5kW	—	—	7.5	2.40	2.40	4.20	—	—	4.50	9.00	9.90
	2.0kW	2.0kW	5.0kW	—	—	9	2.20	2.20	5.50	—	—	4.95	9.90	10.40
	2.0kW	2.0kW	7.0kW	—	—	11	6.37	2.15	2.15	—	—	5.34	10.67	11.20
	2.0kW	2.6kW	2.6kW	—	—	7.2	2.40	3.12	3.12	—	—	4.32	8.64	9.50
	2.0kW	2.6kW	3.5kW	—	—	8.1	2.40	3.10	4.22	—	—	4.86	9.72	10.69
	2.0kW	2.6kW	5.0kW	—	—	9.6	2.30	2.76	5.50	—	—	5.28	10.56	11.09
	2.0kW	2.6kW	7.0kW	—	—	11.6	6.45	2.10	2.70	—	—	5.63	11.25	11.81
	2.0kW	3.5kW	3.5kW	—	—	9	2.40	3.90	4.05	—	—	5.18	10.35	10.87
	2.0kW	3.5kW	5.0kW	—	—	10.5	2.20	3.70	5.13	—	—	5.51	11.03	11.58
	2.0kW	3.5kW	7.0kW	—	—	12.5	6.43	2.10	3.60	—	—	6.06	12.13	12.73
	2.0kW	5.0kW	5.0kW	—	—	12	2.10	5.07	5.07	—	—	6.12	12.24	12.85
	2.0kW	5.0kW	7.0kW	—	—	14	6.30	1.90	4.40	—	—	6.30	12.60	12.85
	2.6kW	2.6kW	2.6kW	—	—	7.8	3.12	3.12	3.12	—	—	4.68	9.36	10.30
	2.6kW	2.6kW	3.5kW	—	—	8.7	2.80	2.80	3.97	—	—	4.79	9.57	10.53
	2.6kW	2.6kW	5.0kW	—	—	10.2	2.65	2.65	5.41	—	—	5.36	10.71	11.78
	2.6kW	2.6kW	7.0kW	—	—	12.2	6.31	2.76	2.76	—	—	5.92	11.83	12.43
	2.6kW	3.5kW	3.5kW	—	—	9.6	2.90	3.83	3.83	—	—	5.28	10.56	11.62
	2.6kW	3.5kW	5.0kW	—	—	11.1	2.70	3.70	5.26	—	—	5.83	11.66	12.24
2.6kW	3.5kW	7.0kW	—	—	13.1	6.50	2.50	3.45	—	—	6.22	12.45	13.07	
2.6kW	5.0kW	5.0kW	—	—	12.6	2.40	4.91	4.91	—	—	6.11	12.22	12.83	
3.5kW	3.5kW	3.5kW	—	—	10.5	3.85	3.85	3.85	—	—	5.78	11.55	12.13	
3.5kW	3.5kW	5.0kW	—	—	12	3.40	3.40	4.84	—	—	5.82	11.64	12.22	
3.5kW	3.5kW	7.0kW	—	—	14	5.90	3.35	3.35	—	—	6.30	12.60	13.86	
3.5kW	5.0kW	5.0kW	—	—	13.5	3.15	4.50	4.50	—	—	6.08	12.15	12.76	



Comb	Combinations					Total (kW)	Rating Capacity (kW) (Nom. Cooling)					Total Cooling Capacity (kW)		
	Unit A	Unit B	Unit C	Unit D	Unit E		Unit A	Unit B	Unit C	Unit D	Unit E	min. (kW)	rated (kW)	max. (kW)
(1x4 HEADS)	2.0kW	2.0kW	2.0kW	2.0kW	—	8.0	2.40	2.40	2.40	2.40	—	4.80	9.60	10.56
	2.0kW	2.0kW	2.0kW	2.6kW	—	8.6	2.20	2.20	2.20	2.86	—	4.73	9.46	10.41
	2.0kW	2.0kW	2.0kW	3.5kW	—	9.5	2.20	2.20	2.20	3.85	—	5.23	10.45	11.50
	2.0kW	2.0kW	2.0kW	5.0kW	—	11.0	2.05	2.05	2.05	5.18	—	5.67	11.33	12.46
	2.0kW	2.0kW	2.0kW	7.0kW	—	13	6.39	1.90	1.90	1.90	—	6.05	12.09	12.33
	2.0kW	2.0kW	2.6kW	2.6kW	—	9.2	2.20	2.20	2.86	2.86	—	5.06	10.12	11.13
	2.0kW	2.0kW	2.6kW	3.5kW	—	10.1	2.20	2.20	2.90	3.81	—	5.56	11.11	12.22
	2.0kW	2.0kW	2.6kW	5.0kW	—	11.6	2.10	2.10	2.80	4.83	—	5.92	11.83	13.02
	2.0kW	2.0kW	2.6kW	7.0kW	—	13.6	6.11	1.95	1.95	2.50	—	6.26	12.51	12.76
	2.0kW	2.0kW	3.5kW	3.5kW	—	11	2.02	2.02	3.23	4.28	—	5.78	11.55	12.71
	2.0kW	2.0kW	3.5kW	5.0kW	—	12.5	2.02	2.02	3.40	4.69	—	6.06	12.13	13.34
	2.0kW	2.0kW	5.0kW	5.0kW	—	14.0	1.90	1.90	4.40	4.40	—	6.30	12.60	12.85
	2.0kW	2.6kW	2.6kW	2.6kW	—	9.8	2.20	2.86	2.86	2.86	—	5.39	10.78	11.00
	2.0kW	2.6kW	2.6kW	3.5kW	—	10.7	2.20	2.70	2.70	3.64	—	5.62	11.24	11.46
	2.0kW	2.6kW	2.6kW	5.0kW	—	12.2	2.10	2.50	2.50	4.73	—	5.92	11.83	12.07
	2.0kW	2.6kW	3.5kW	3.5kW	—	11.6	2.13	2.70	3.50	3.50	—	5.92	11.83	12.07
	2.0kW	2.6kW	3.5kW	5.0kW	—	13.1	1.90	2.50	3.40	4.38	—	6.09	12.18	12.43
	2.0kW	2.6kW	5.0kW	5.0kW	—	14.6	1.80	2.35	4.35	4.35	—	6.42	12.85	13.10
	2.0kW	3.5kW	3.5kW	3.5kW	—	12.5	2.11	3.34	3.34	3.34	—	6.06	12.13	12.37
	2.0kW	3.5kW	3.5kW	5.0kW	—	14	1.90	3.20	3.20	4.30	—	6.30	12.60	12.85
	2.6kW	2.6kW	2.6kW	2.6kW	—	10.4	2.52	2.52	2.52	2.53	—	5.04	10.09	10.29
	2.6kW	2.6kW	2.6kW	3.5kW	—	11.3	2.52	2.52	2.52	3.40	—	5.48	10.96	11.18
	2.6kW	2.6kW	2.6kW	5.0kW	—	12.8	2.60	2.60	2.60	4.62	—	6.21	12.42	12.66
	2.6kW	2.6kW	3.5kW	3.5kW	—	12.2	2.52	2.52	3.40	3.39	—	5.92	11.83	12.07
2.6kW	2.6kW	3.5kW	5.0kW	—	13.7	2.40	2.40	3.20	4.33	—	6.17	12.33	12.58	
2.6kW	3.5kW	3.5kW	3.5kW	—	13.1	2.40	3.13	3.13	3.13	—	5.90	11.79	12.03	
3.5kW	3.5kW	3.5kW	3.5kW	—	14	3.15	3.15	3.15	3.15	—	6.30	12.60	12.85	
(1x5 HEADS)	2.0kW	2.0kW	2.0kW	2.0kW	2.0kW	10.0	2.20	2.20	2.20	2.20	2.20	5.50	11.00	11.55
	2.0kW	2.0kW	2.0kW	2.0kW	2.6kW	10.6	2.10	2.10	2.10	2.10	2.73	5.57	11.13	11.69
	2.0kW	2.0kW	2.0kW	2.0kW	3.5kW	11.5	2.10	2.10	2.10	2.10	3.33	5.87	11.73	12.32
	2.0kW	2.0kW	2.0kW	2.0kW	5.0kW	13.0	1.90	1.90	1.90	1.90	4.75	6.18	12.35	12.97
	2.0kW	2.0kW	2.0kW	2.6kW	2.6kW	11.2	1.90	1.90	1.90	2.58	2.58	5.43	10.86	11.41
	2.0kW	2.0kW	2.0kW	2.6kW	3.5kW	12.1	1.90	1.90	1.90	2.50	3.30	5.75	11.50	12.07
	2.0kW	2.0kW	2.0kW	2.6kW	5.0kW	13.6	1.90	1.90	1.90	2.50	4.04	6.12	12.24	12.85
	2.0kW	2.0kW	2.0kW	3.5kW	3.5kW	13	1.80	1.80	1.80	3.15	3.15	5.85	11.70	12.29
	2.0kW	2.0kW	2.6kW	2.6kW	2.6kW	11.8	2.05	2.05	2.65	2.65	2.64	6.02	12.04	12.64
	2.0kW	2.0kW	2.6kW	2.6kW	3.5kW	12.7	1.90	1.90	2.50	2.50	3.27	6.03	12.07	12.67
	2.0kW	2.0kW	2.6kW	3.5kW	3.5kW	13.6	1.80	1.80	2.30	3.17	3.17	6.12	12.24	12.85
	2.0kW	2.0kW	3.5kW	3.5kW	3.5kW	14.5	1.82	1.82	3.04	3.04	3.04	6.38	12.76	13.40
	2.0kW	2.6kW	2.6kW	2.6kW	2.6kW	12.4	1.91	2.53	2.53	2.53	2.53	6.01	12.03	12.63
	2.0kW	2.6kW	2.6kW	2.6kW	3.5kW	13.2	1.80	2.40	2.40	2.40	2.88	5.94	11.88	12.47
	2.0kW	2.6kW	2.6kW	3.5kW	3.5kW	14.2	1.80	2.30	2.30	3.19	3.19	6.39	12.78	13.42
	2.0kW	2.6kW	3.5kW	3.5kW	3.5kW	15.1	1.70	2.14	3.00	3.00	3.00	6.42	12.84	13.48
	2.6kW	2.6kW	2.6kW	2.6kW	2.6kW	13.0	2.34	2.34	2.34	2.34	2.34	5.85	11.70	12.29
	2.6kW	2.6kW	2.6kW	2.6kW	3.5kW	13.6	2.30	2.30	2.30	2.30	3.04	6.12	12.24	12.85
2.6kW	2.6kW	2.6kW	3.5kW	3.5kW	14.2	2.20	2.20	2.20	2.95	2.95	6.25	12.50	13.12	



DC inverter multi-head system

The Lennox DC Inverter Multi-Head Split System Air Conditioner is a convenient, economic solution for when multiple indoor units are required to service different rooms in the home, for example, in a living room, home office and various bedrooms. Up to five indoor units can be connected to one outdoor unit.

Enhanced Comfort Control

Improves comfort by adjusting the temperature set point to account for the difference between ceiling and floor temperatures.

Auto-restart Function

Restarts and resumes previous operating mode automatically if the power supply is interrupted during operation.

Even Air Distribution

Air distribution is improved by directing air horizontally during cooling and downwards in heating.

Sleep Mode

Automatically adjusts the temperature set point gradually to ensure comfortable conditions and energy savings.

Active Carbon Filter

Eliminates certain kinds of odours such as ammonia and deactivates harmful chemical gases like formaldehyde. It also traps small dust particles, smoke and pet fur preventing allergic reactions.

Anti-corrosion Condenser Fins

The outdoor coil is treated to improve fin corrosion resistance and heat transfer for longer life and improved performance.

Turbo Mode

Cooling and heating rates are increased to achieve the desired set temperature quicker.



FOR TECHNICAL SUPPORT CALL HEATCRAFT TEC

Australia 1800 132 350

6am - 7pm AEST | Monday to Friday
technicalservices.com.au

New Zealand 0800 432 827

6am - 7pm AEST | Monday to Friday
technicalservices.co.nz

© Copyright 2014 Heatcraft Australia Pty Ltd. Heatcraft Australia continually strives to improve products and processes. We reserve the right to modify product features without notice. Information is correct at the time of printing. LENMH_0914 ASAP

Available exclusively through Heatcraft Australia and New Zealand

australia **13 23 50**
lennoxau.com.au

new zealand **0800 653 330**
lennoxnz.co.nz



Scan to download a digital version of this brochure

